

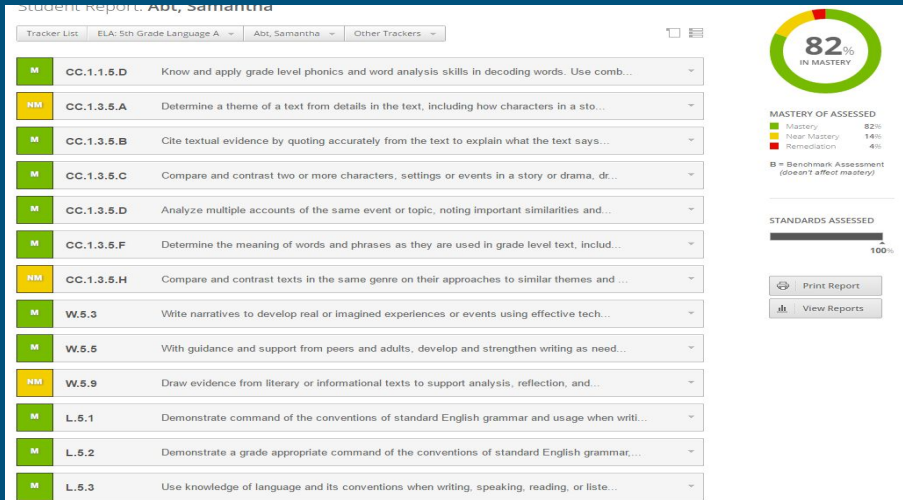
MasteryConnect: 10 Tips to Understand Mastery Learning

All images are used
under Fair Use
Interpretation of
Copyright.



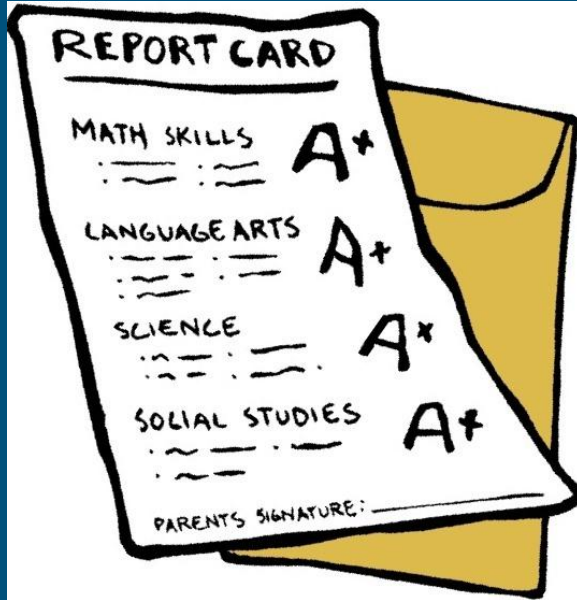
Our Guiding Question

How can I best use MasteryConnect to understand my child's progress in school?



We will walk you
through 10 quick
tips!

Tip 1: MasteryConnect is not your “old-fashioned” report card



- Tracking progress
- End-of-year standards
- Mastery does not equal “A+!”

Log into Mastery Connect at this time

The screenshot shows the Cumberland Valley School District homepage. At the top, there is a navigation bar with links for STUDENTS, PARENTS, and STAFF. The PARENTS link is circled in red, and a white arrow points to it. Below the navigation bar, there is a red banner with links for About Us, Academics, Student Services, Support Operations, School Board, Community, and Athletics. A white text box in the center of the banner reads: "Please click on the Parents link from the CV Homepage then click on Mastery Connect". Below the banner, there is a section for MasteryConnect with links for Features, Plans & Pricing, Goodies, Webinars, Contact, and Blog. A red arrow points to the LOGIN button in the top right corner of this section. A white text box in the bottom right corner of the screenshot reads: "Login using your Parent email (CVSIS)".

CUMBERLAND VALLEY SCHOOL DISTRICT

STUDENTS
CV SIS Login
Google Login
Library Catalog

PARENTS
CV SIS Login
Mastery Connect
MySchoolBucks

STAFF
Employee Email
AESOP
Employee Portal

About Us Academics Student Services Support Operations School Board Community Athletics

Please click on the Parents link from the CV Homepage then click on Mastery Connect

MasteryConnect Features Plans & Pricing Goodies Webinars Contact Blog

JOIN for FREE LOGIN

It's not too late to start with Mastery Connect

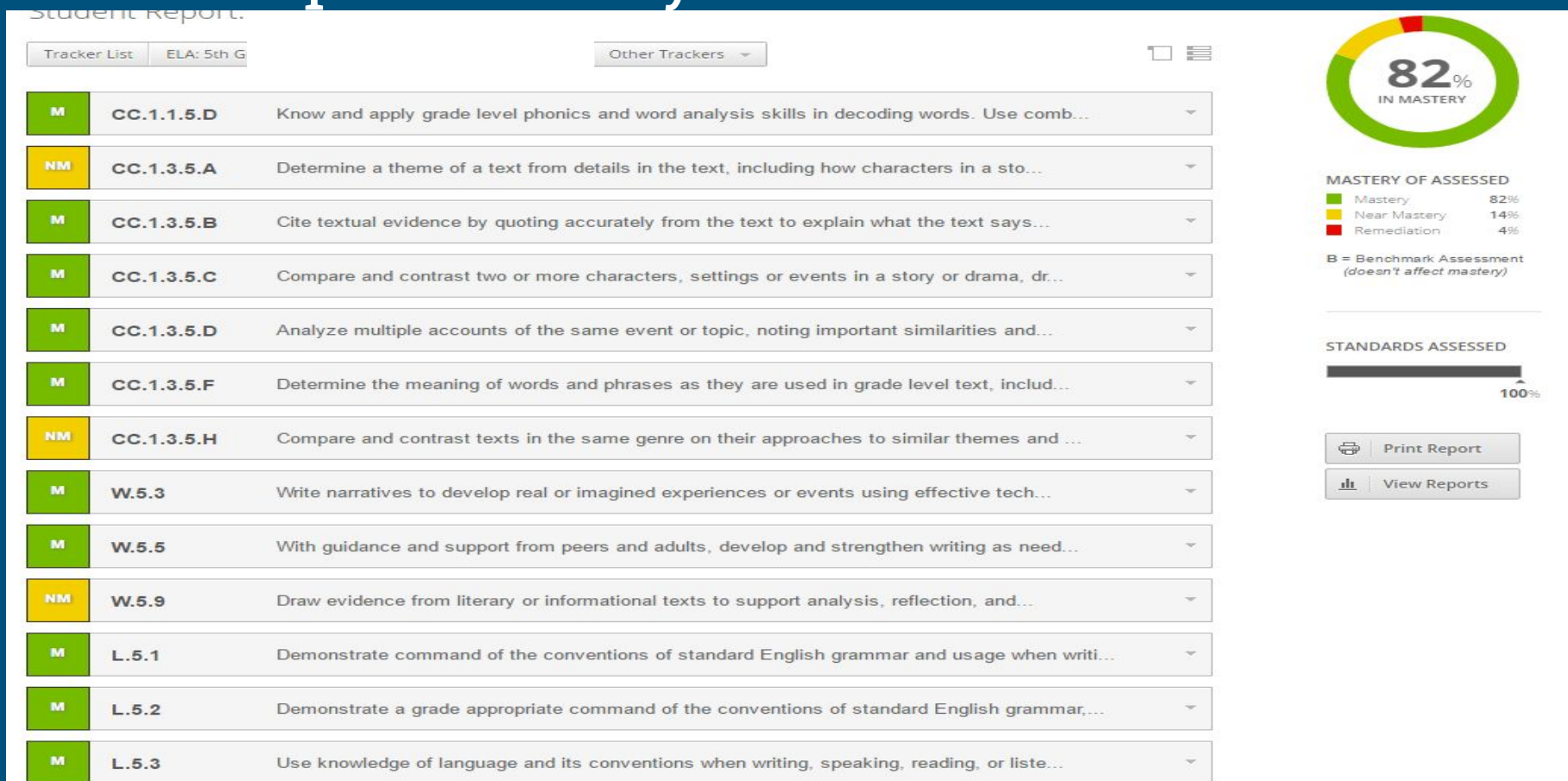
Login using your Parent email (CVSIS)

Tip 2: MasteryConnect is colorful



- **Green**- mastery of standard (I have it)
- **Yellow**- near mastery (I am getting there)
- **Red**- remedial (I need help with this)

Tip 2: MasteryConnect is colorful



Tip 2: MasteryConnect is colorful

M

CC.1.1.5.D

Foundational Skills

CC.1.1.5.D

Know and apply grade level phonics and word analysis skills in decoding words. Use combined knowledge of all letter-sound correspondences, syllabication patterns, and morphology to read accurately unfamiliar multisyllabic words.

This standard has been reworded to the following:

Use syllable patterns to read words.

Standard	Score	Progress
CC.1.1.5.D	16 / 22	NM

16 / 22

Standard	Score	Progress
CC.1.1.5.D	20 / 22	M

20 / 22

Standard	Score	Progress
CC.1.1.5.D	19 / 22	NM

19 / 22

Standard	Score	Progress
CC.1.1.5.D	21 / 22	M

21 / 22

Tip 3: MasteryConnect is real-time

- Check often
- Updated when assessments are added
- Report card is just a **snapshot**



Tip 4: All subjects are included!



- Core subjects (Math, ELA, Science, Social Studies)
- Specialists
- Prior year

Tip 5: A detail person? MasteryConnect has plenty!

Unit 2- 5th

Assessment Answer Key Item Analysis Student Answers

1 of 1

CV Elementary Technology Rubric 5th Grade

Student Name:

Unit

2- Word Processing

Standard(s)

ISTE-S 1 Creativity & Innovation
ISTE-S 5 Digital Citizenship
ISTE-S 6 Technology Operations & Concepts



Skill	Standard	Mastery I can do it! 3	Near Mastery I almost have it! 2	Remedial I need some help. 1
Develop a creative writing assignment	ISTE-S1	My writing followed the format outlined by the teacher.	My writing followed the format, but I needed some help from the teacher.	I needed a lot of help for my writing, or I did not follow the format.
Copyright and Fair Use	ISTE-S5	I gave credit for the images I used.	I needed some help giving credit for the images I used.	I needed a lot of help or did not give credit for the images I used.
CV English MLA Heading	ISTE-S6	I typed my heading on my document in MLA format by myself.	I typed my heading on my document in MLA format with some help.	I typed my heading on my document in MLA format with a lot of help or I did not add a proper heading.
				I inserted a header with

Unit 2- 5th

Assessment Answer Key Item Analysis Student Answers

1: (3/3)

2: (3/3)

3: (3/3)

4: (3/3)

5: (3/3)







6: (3/3)

7: (3/3)

Rubrics & student answers

Tip 5: A detail person? MasteryConnect has plenty!

- View scores
- Rubrics
- Assessment questions
- Missed items
- Other info

M	5.iste.net.s.6	4 Computers			
	4.iste.net.s.3				
	Technology Operations and Concepts				
					
M	M	M	M	M	M
10 / 10	2 / 2	8 / 8	8 / 9	8 / 10	9 / 10

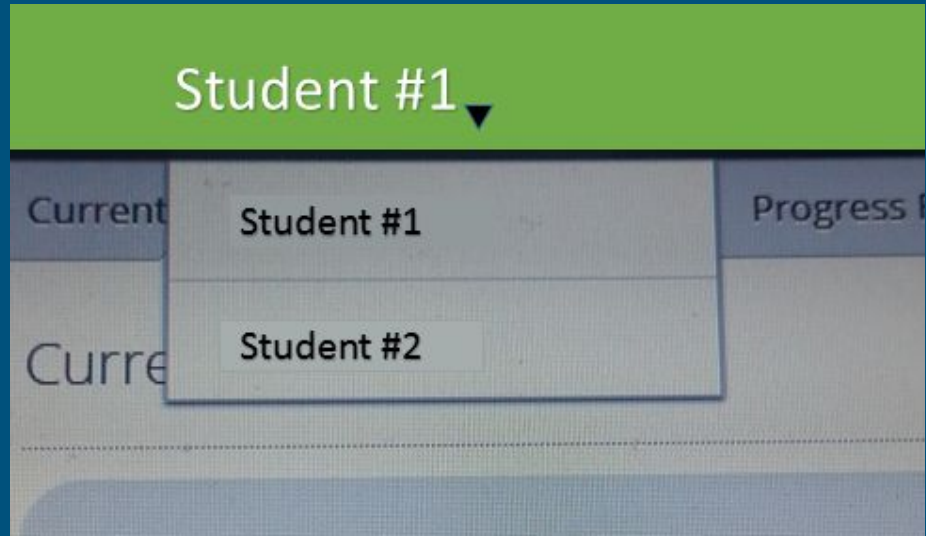
Tip 6: Keep in mind... some standards repeat

M	CC.1.1.5.D	Know and apply grade level phonics and word an
NM	CC.1.3.5.A	D
M	CC.1.3.5.B	Cite textual evidence by quoting accurately from f
M	CC.1.3.5.C	Compare and contrast two or more characters, se
M	CC.1.1.5.D	Know and apply grade level phonics and word an
NM	CC.1.3.5.A	D
M	CC.1.3.5.B	Cite textual evidence by quoting accurately from f
M	CC.1.3.5.C	Compare and contrast two or more characters, se

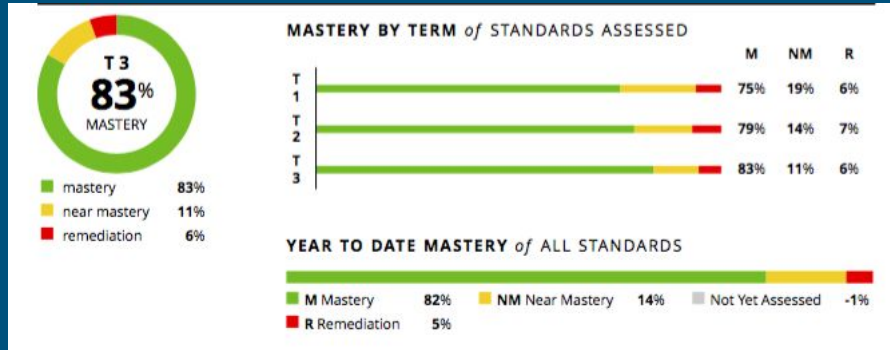
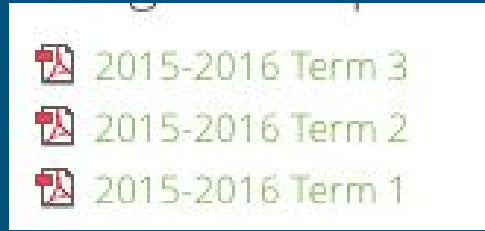
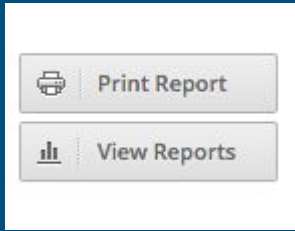
- Watch out for standards that are the same number
- Same standard=same score!

Tip 7: More than one child? No problem!

- Login
- Drop down for each child
- Must Use Same Email



Tip 8: The dog ate my report card?



- Digital
- Always available
- Archived
- “A snapshot of learning”

Tip 9: Need help? We are here for you!

- Elementary website
- E-mail us
- Parent-teacher conferences



Tip 10: Most important, the goal is mastery!



- Identify current levels of learning
- Showcase progress and success